



iSHOOTCONSULTING.COM

SHOOTER MEASUREMENT FORM (SMF)

Proposal No. _____

Serial No.CE _____

FORM TO BE FILLED IN BLOCK LETTERS ONLY

Name _____

Address _____

House No : _____ Street Name : _____

Locality : _____

Land Mark : _____

City : _____ PIN Code : _____

Village : _____ State : _____

Country : _____ Mobile No. : _____

Measurement Date : _____ Whatsapp No. : _____

Date Of Birth : _____ E-mail : _____

Occupational Detail : Student Service Business Sports

Currently Using Jacket & Trouser Brand : _____

Highest Score In Competition : 1) Air Rifle Match 2) 3 position

Upcoming Competition Name & Date _____

Shooter ID : _____

Full Name of Coach : _____ Mobile : _____

Email ID : _____

Name of Dealer : _____ Mobile : _____

Email ID : _____

Shooter Profile : International National State Beginner



Important Note :

- 1) All measurements should be skin measurements. (i.e. it should not be loose or tight)
- 2) Always wear shooting Inner and then take the measurements.

FORM TO BE FILLED IN BLOCK LETTERS ONLY

For office use only	Proposal No. _____
Handled By : _____	
P.E.D.	D.E.D.
_ _ _ _ _ _ _	_ _ _ _ _ _ _

Right Hand : Height : _____ cm Male :

Left Hand : Weight: _____ kg Female :

Delivery Expected by Customer : _____

Name to appear on Jacket

Jacket letter text color

Jacket piping color

Name to appear on Trouser

Trouser letter text color

Trouser piping color

Standing :

Kneeling :

Prone :

Flag on Jacket Back :

Standard Color :

Multi Color :

Model

- Olympia Trimax
- NSG Topline
- Korean Square
- Premium
- Korean Promix
- Pro
- SemiPro

Jacket | Trouser

Premium Material :

Trimax-Material

Capitex Material

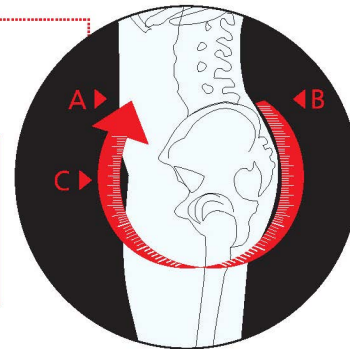
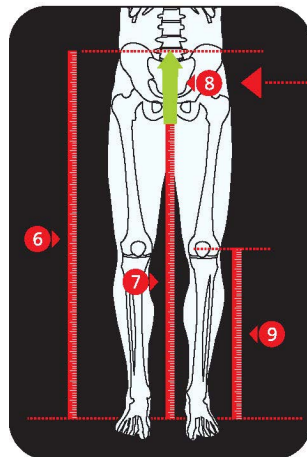
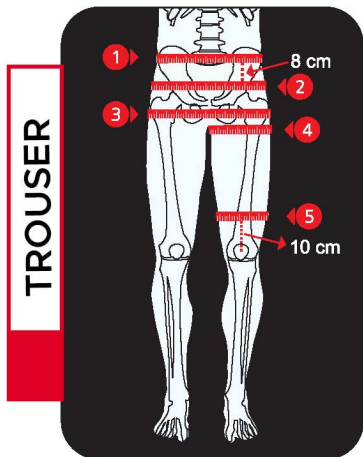
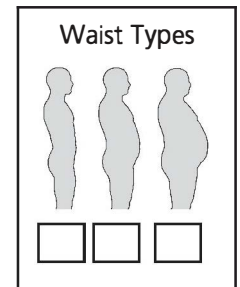
Canvas Material

Leather Material

Top GRIP Material Elbow

Country Code

Shoulder Grip Option



(Crotch :
Place where the
legs join the body)

Crotch Girth :
B Take the measurement
from the front part of the
waist A to the crotch C
and from crotch to the
back part of the waist B

_____ cm

1 Waist Circumference
_____ cm

2 The Horizontal
Circumference Measured
8 cm below the waist
circumference.
_____ cm

3 Hip Circumference
_____ cm

4 Upper Thigh Circumference :
Find the maximum
horizontal circumference
at upper thigh to
measure around.
_____ cm

5 Middle Thigh Circumference :
Find the maximum
circumference at 10 cm
above the knee joint to
measure around.
_____ cm

_____ cm

6 Trouser Length :
Take the measurement
from the waist along the hip
to the floor, without shoes.
_____ cm

7 Inside Leg Length :
Take the measurement from
crotch line along the leg to
the floor, without shoes.
with feet slightly apart.
_____ cm

_____ cm

8 Knee Length :
Take the measurement
from the centre of the
knee to the floor,
without shoes.
_____ cm


_____ cm

Measurement Taken By :

Declaration : I hereby acknowledge that, production of my jacket & trouser will be made as per the given skin measurements.
Law of India will be applicable. Subject to Thane Jurisdiction, Maharashtra, India.

Customer's Sign :

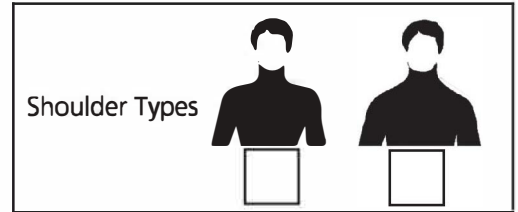
Remark :



Questions? We're here to help.
 Email: info@ishootconsulting.com
 Phone: 239.580.8550

Serial No.CE

iSHOOTCONSULTING.COM



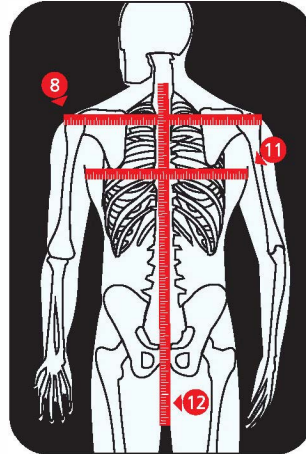
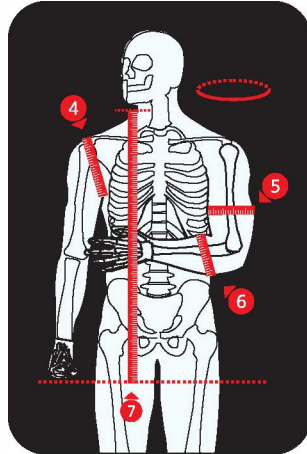
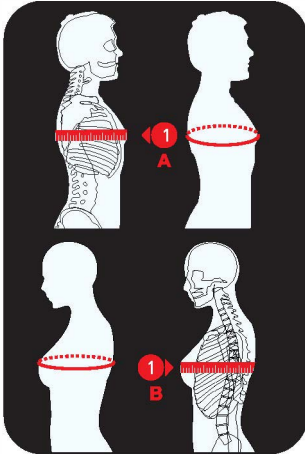
FORM TO BE FILLED IN BLOCK LETTERS ONLY

Proposal No. _____

Name on Jacket :

Name on Trouser :

The shooting jacket must not be longer than the bottom line of the fist, when the arms are straight.
 So draw imaginary straight bottom line of the fist and take the measurements.

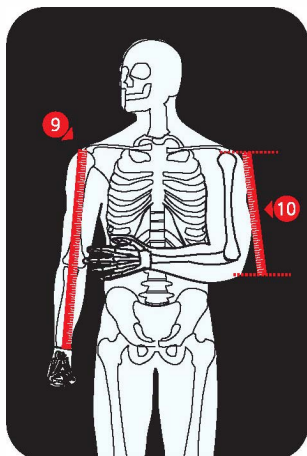
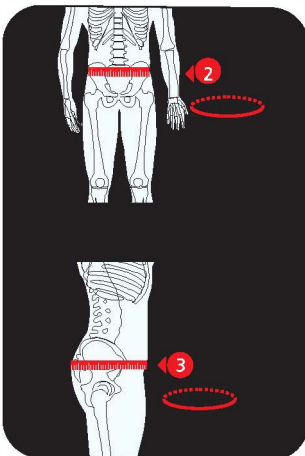


Total Arm Length :
 9 ▶ Take the measurement from the edge of the shoulder bone to the wrist bone, with arms straight.
 _____ cm

Upper Arm Length :
 10 ▶ Take the measurement from the edge of the shoulder bone to the elbow when the elbow is bent at 90 degree.
 _____ cm

Back Width :
 11 ▶ Take the measurement between the armpit at the back, keeping the measuring tape straight.
 _____ cm

Jacket Length (from back) :
 12 ▶ Take the measurement from the neck vertebra to the bottom line of the fist, with arms straight.
 _____ cm

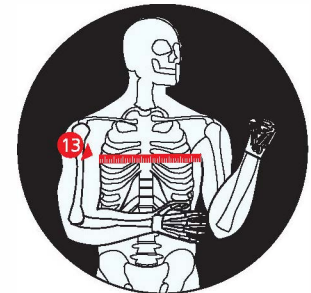


Upper Arm Circumference :
 5 ▶ Take the measurement from upper arm at the bicep, when the elbow is bent at 90 degree.
 _____ cm

Lower Arm Circumference :
 6 ▶ Take the measurements of lower arm at the maximum circumference below the elbow.
 _____ cm

Jacket Length :
 7 ▶ Take the measurement from the highest point of the shoulder at the neck to the bottom line of the fist.
 _____ cm

Shoulder Width :
 8 ▶ Take the measurement between the edges of the shoulder bones, keeping the measuring tape straight.
 _____ cm



Chest Width :
 13 ▶ Take the measurement between the armpits at the upper chest in shooting position keeping measuring tape straight.
 _____ cm

Chest Circumference :
 1 ▶ Find maximum circumference at the chest to measure around.
 _____ cm

Hip Circumference :
 3 ▶ Find maximum circumference at the hip to measure around.
 _____ cm

Waist Circumference :
 2 ▶ Find maximum circumference at the waist above the hip bone to measure around.
 _____ cm

Armpit Circumference :
 4 ▶ Take the measurement from the armpit to outside edge of shoulder bone.
 _____ cm



Customer's Sign :

